



Rajthanee Hospital Public Company Limited

1Q 2018 Result



Analyst Meeting: 4 Jun. 2018

1. Summary and Updates

4

2. Business Overview

9

3. Financial Performance 1Q'18 RJH Group

20

4. Financial Performance 1Q'18 RRH

33

5. Strategies & Future Projects

38

Disclaimer



The information contained in this presentation is for information purposes only and does not constitute an offer or invitation to sell or the solicitation of an offer or invitation to purchase or subscribe for share in Rajthanee Hospital Public Company Limited ("RJH" and shares in RJH, "shares") in any jurisdiction nor should it or any part of it form the basis of, or be relied upon in any connection with, any contract or commitment whatsoever.

This presentation may include information which is forward-looking in nature. Forward-looking information involve known and unknown risks, uncertainties and other factors which may impact on the actual outcomes, including economic conditions in the markets in which RJH operates and general achievement of RJH business forecasts, which will cause the actual results, performance or achievements of RJH to differ, perhaps materially, from the results, performance or achievements expressed or implied in this presentation.

This presentation has been prepared by RJH. The information in this presentation has not been independently verified. No representation, warranty, express or implied, is made as to, and no reliance should be placed on, the fairness, accuracy, completeness or correctness of the information and opinions in this presentation. None of RJH or any of its agents or advisers, or any of their respective affiliates, advisers or representatives, shall have any liability (in negligence or otherwise) for any loss whatsoever arising from any use of this presentation or its contents or otherwise arising in connection with this presentation.

This presentation is made, furnished and distributed for information purposes only. No part of this presentation shall be relied upon directly or indirectly for any investment decision-making or for any other purposes.

This presentation and all other information, materials or documents provided in connection therewith, shall not, either in whole or in part, be reproduced, redistributed or made available to any other person, save in strict compliance with all applicable laws.

01

Summary and Updates

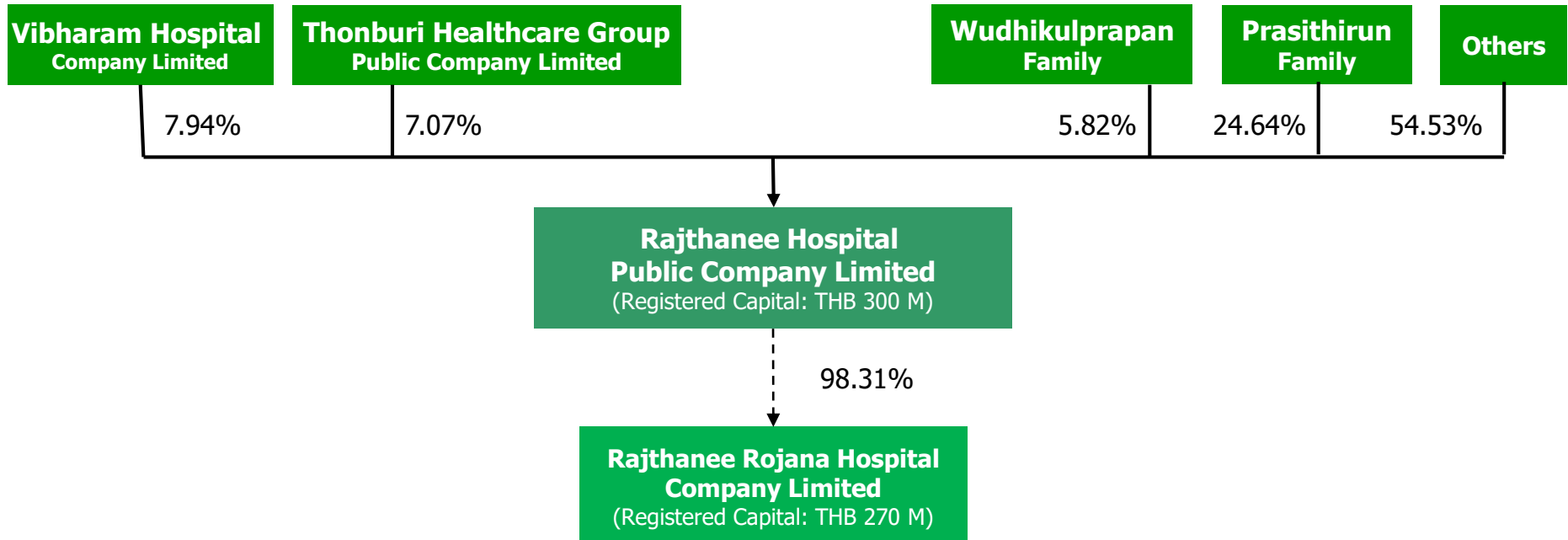


Company Profile



Our History	Rajthanee Hospital Public Company Limited ("RJH") was established in 1990 and commenced its operations in 1992 under the management of experienced physicians. Most of which graduated from Siriraj Medical School and are currently major shareholders of RJH.
Business Overview	2 private general hospitals, namely Rajthanee Hospital and Rajthanee Rojana Hospital ("RRH"), located in Phra Nakhon Si Ayutthaya District and Bang Pa-In District, respectively, as part of Ayutthaya Province
Target Customers	<p>2 primary, mid-to-low target customers:</p> <ul style="list-style-type: none"> • Non-Social Security revenue 55.1% and 57.0% of the total revenue in 2017 and 1Q'18, respectively • Social Security revenue 44.9% and 43.0% of the total revenue in 2017 and 1Q'18, respectively
Capacity	353 registered hospital beds, 227 (+8 beds in 1Q'18) beds in service and 51 examination rooms
Excellent Medical Centers	<ul style="list-style-type: none"> • Emergency and Neurosurgery Center • Heart Center • Orthopedics Center • Minimal Invasive Surgery (MIS)
Financial Performances	<p>Total revenue from hospital operations</p> <ul style="list-style-type: none"> • 2015–2017: THB 1,024.3 M and THB 1,209.5 M, 1,403.1 respectively +14% CAGR • 1Q 2018: THB 382.9 M, +22.0% YoY and 4.3% QoQ
Future Projects	<p>Estimated capital expenditure: THB 700–760 M</p> <ul style="list-style-type: none"> • Capacity expansion - add up to 23 hospital beds in RJH and 16 beds in RRH • New Hemodialysis Center • Renovation and expansion of OPD examination - RRH • Medical equipment • New 9-storey patient building – RJH

Shareholding Structure



Remarks : Shareholding as of 8 May 2018

Background & Major Events



1992

Commenced the business operations on 29 June 1992 with 33 beds in service

2010

Building C commenced service mainly for capitation patients under the social security scheme.

2014

RJH invested THB 126 M in the acquisition of 52.17% of total issued shares in Rojanavej Hospital Company Limited

2016

The Company's shares were listed on the Stock Exchange of Thailand

2017

The Company received the HA level 3 reaccreditation at 27 Jun. 2017

2015

The Company launched cardiac catheterization for patients with heart diseases and received the accreditation for Level 3 of HA

2012

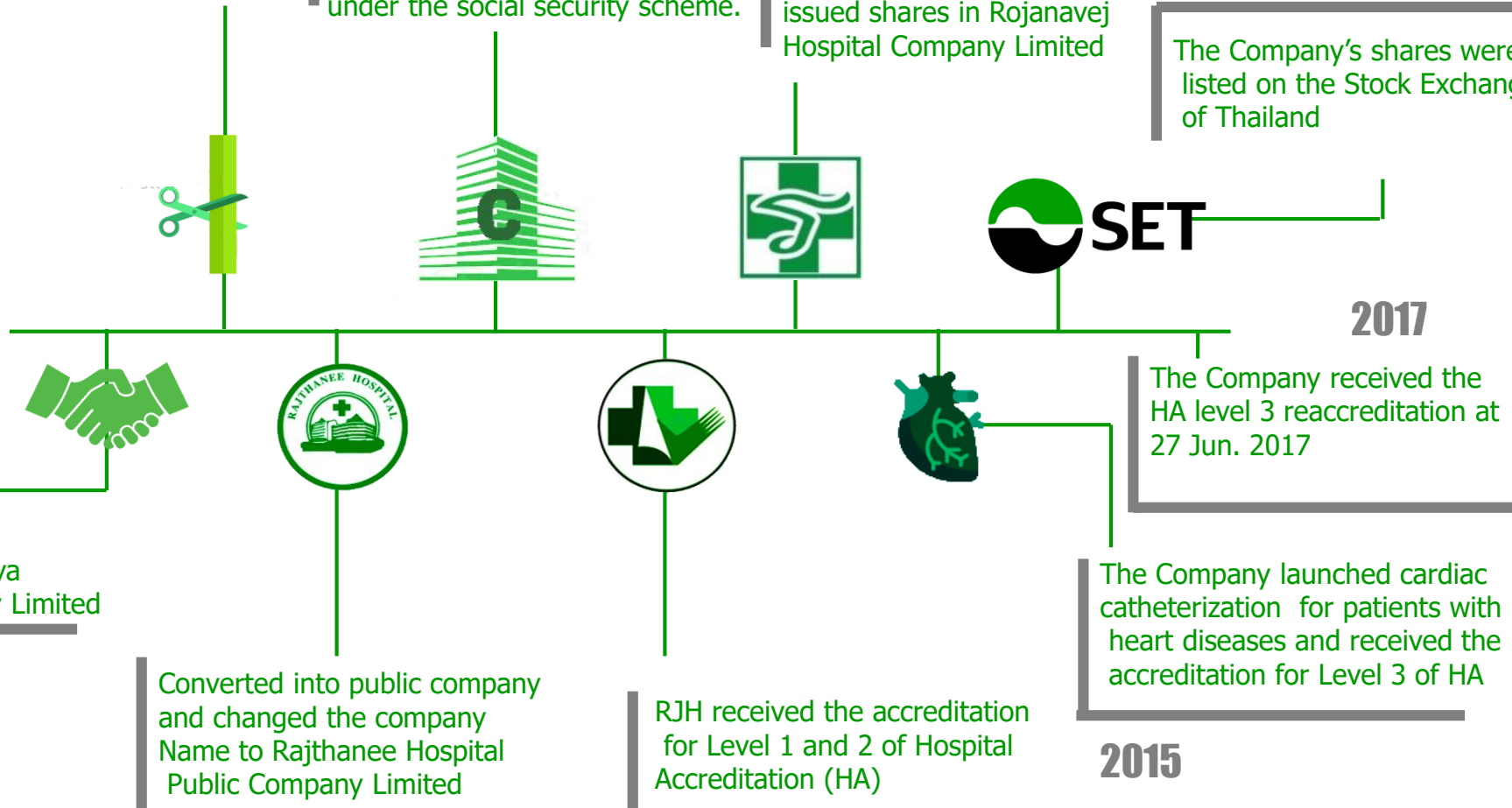
RJH received the accreditation for Level 1 and 2 of Hospital Accreditation (HA)

1995

Converted into public company and changed the company Name to Rajthanee Hospital Public Company Limited

1990

Established Ayutthaya Vechakarn Company Limited



Investment in Rajthanee Rojana Hospital



Investment Opportunity :	<ul style="list-style-type: none"> • Rojanavej Hospital (renamed to Rajthanee Rojana Hospital (RRH)) suffered accumulated loss from the severe flood in 2011. • In 2013, its management decided to exit and invited prospective acquirers, including RJH, to buy out the shares in the company.
Investment Rationale:	<ul style="list-style-type: none"> • Prime location: Adjacent to Rojana Industrial Park coupling with expanding residential communities. • Alleviate crowded facilities at RJH. • Growth channel for Social Security sector as RJH's quota is near the limit. • A proactive measure to prevent other hospital chains from entering into the market in Ayutthaya
Acquisition:	<ul style="list-style-type: none"> • On 26 Feb. 2018, the Board of Directors' meeting resolved to acquire the remaining shares of RRH at price of THB 35 per share, totaling THB 435.35 M. • On 2 April 2018, RJH successfully bought another 44.38% of RRH shares which bring RJH holding in RRH to 98.31% .

02

Business Overview



Business Characteristics



Rajthanee Hospital (RJH)



Rajthanee Hospital Public Company Limited

Registered hospital beds	253 beds
Beds in service	195 beds
Examination rooms (average)	45 rooms
Number of the insured persons	154,226
Quota of the insured persons	161,000
Full-time / Part-time physicians	43 / 153
Nurses	189

As of Mar. 31, 2018

Rajthanee Rojana Hospital (RRH)



Rajthanee Rojana Hospital Company Limited

Registered hospital beds	100 beds
Beds in service	32 beds
Examination rooms (average)	6 rooms
Number of the insured persons	17,535
Quota of the insured persons	35,000
Full-time / Part-time physicians	7 / 59
Nurses	36

Excellence Medical Centers



Emergency & Neurosurgery Center

- Regular road accidents take place on the main roads, namely Asian Highway and Rojana Road
- Facilitating the patients and dispatching ambulances to the scenes of the accidents in a timely manner
- Medical specialists available for 24 hours a day



Heart Center

- Cardiac Catheterization
- Echocardiogram
- Coronary Artery Bypass Graft
- Valve Replacement
- Atrial Septal Defect
- Ventricular septal defect
- Electrophysiology



Orthopedics Center

- Orthopedics surgery for traumatic patients
- Total hip replacement surgery
- Total Knee replacement surgery
- Medical treatments for osteoarthritis and osteoporosis



Minimal Invasive Surgery (MIS)


- Arthroscopic surgery for patients with knee, shoulder or spine injury
- Laparoscopic Cholecystectomy
- Laparoscopic Appendectomy
- Laparoscopic Herniorrhaphy

Scope of Our Medical Services



The Complete Scope of Medical Services

- Medicine
- Surgery and Orthopedics
- Pediatrics
- Obstetrics and gynecology
- Otolaryngology
- Ophthalmology
- Anesthesiology
- Radiology
- Dentistry



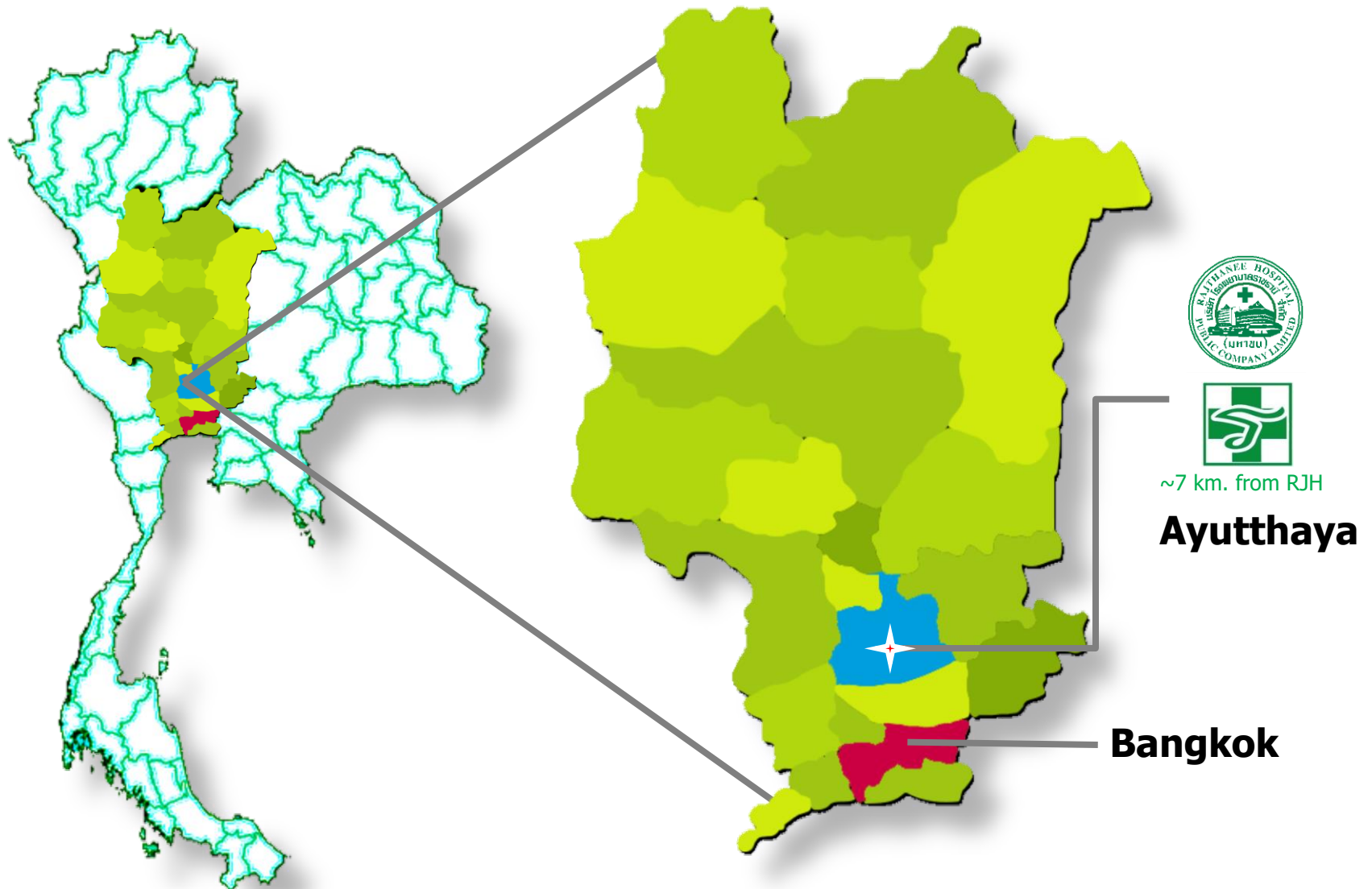
Scope of Our Medical Services



No	Medical Services	RJH	RRH
1	Heart center	✓	
2	Emergency medicine and neurosurgery center	✓	
3	Centers of specialties:		
	- Computerized tomography scan (CT)	✓	
	- Magnetic Resonance Imaging (MRI)	✓	
	- Hemodialysis center	✓	✓
	- Health Check-up and Occupational Medicine Center	✓	✓
	- Dental center	✓	✓
	- Orthopedics center	✓	
	- Phacoemulsification center	✓	
4	Surgery clinic:		
	- General surgery clinic	✓	✓
	- Orthopedics surgery clinic	✓	✓
	- Plastic surgery clinic	✓	
	- Neurosurgery	✓	
	- Urology clinic	✓	

No.	Medical Services	RJH	RRH
5	Internal Medicine clinic:		
	- Internal medicine clinic	✓	✓
	- Gastroenterology	✓	
	- Dermatology	✓	
	- Hematology	✓	
	- Neurology	✓	
	- Nephrology	✓	
6	Healthcare clinics and other services:		
	- General practice clinic	✓	✓
	- Obstetrics and gynecology clinic	✓	✓
	- Pediatrics clinic	✓	✓
	- Otolaryngology clinic	✓	
	- Ophthalmology clinic	✓	
	- Acupuncture clinic	✓	
	- Emergency medicine clinic		✓
	- Radiology department	✓	✓
7	Occupational medicine clinic	✓	✓ 13

Location and Health Service Coverage



No.1 Hospital in Ayutthaya



Ayutthaya Province:

- High growth prospect for hospital business
- Large population and economy with increasing healthcare spending
- Locations of major industrial estates and industrial parks:
 - 3 industrial estates: Ban Wa (Hi-Tech) Industrial Estate, Bang Pa-in Industrial Estate and Saha Rattana Nakorn Industrial Estate
 - 2 industrial parks: Rojana Industrial Park and Factory Land Wangnoi Industrial Park

RJH as the leading private hospital group in Ayutthaya:

- The first private hospital in Ayutthaya celebrating its 25 years of operation
- With the largest number of registered hospital beds (i.e. 353 beds)
- Reputable medical staff and medical services of good quality and standard

RJH's competitors are private hospitals in Ayutthaya.

Hospitals	Gov't/ Private	Locations	Social Security Scheme	No. of Registered Beds
Phra Nakorn Sri Ayutthaya	Gov't	Phra Nakhon Si Ayutthaya District	✓	528
Sena Hospital	Gov't	Sena District	✓	180
Karunvej Ayutthaya Hospital	Private	Bang Pa-in District	✓	105
Supamitrsena General Hospital	Private	Sena District	-	100
Peravech Hospital	Private	Phra Nakhon Si Ayutthaya District	-	53

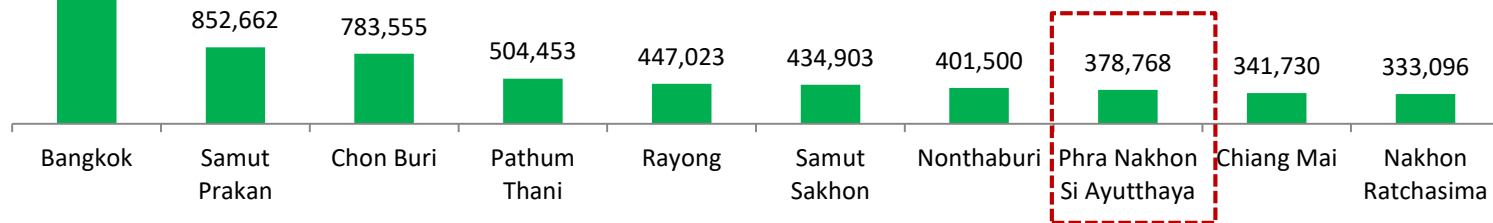
Ayutthaya's Healthcare Industry Outlook



4,325,219

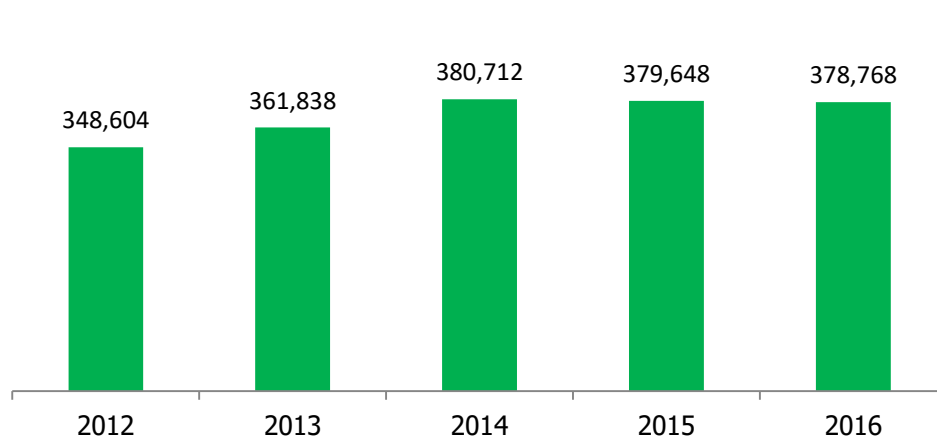
Number of Insured Persons in Thailand (2016)

- Contributing 2.70% of the nationwide number (14.04 million)
- Ranked 8th out of 77 provinces



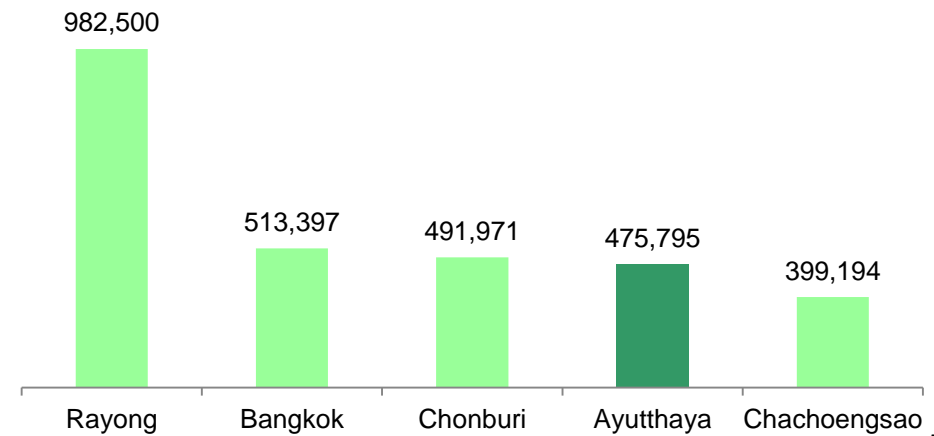
Source: Social Security Office, Ministry of Labor

Number of Insured Persons in Ayutthaya



Source: Social Security Office, Ministry of Labor

Provinces with the highest GDP per capita (2015)

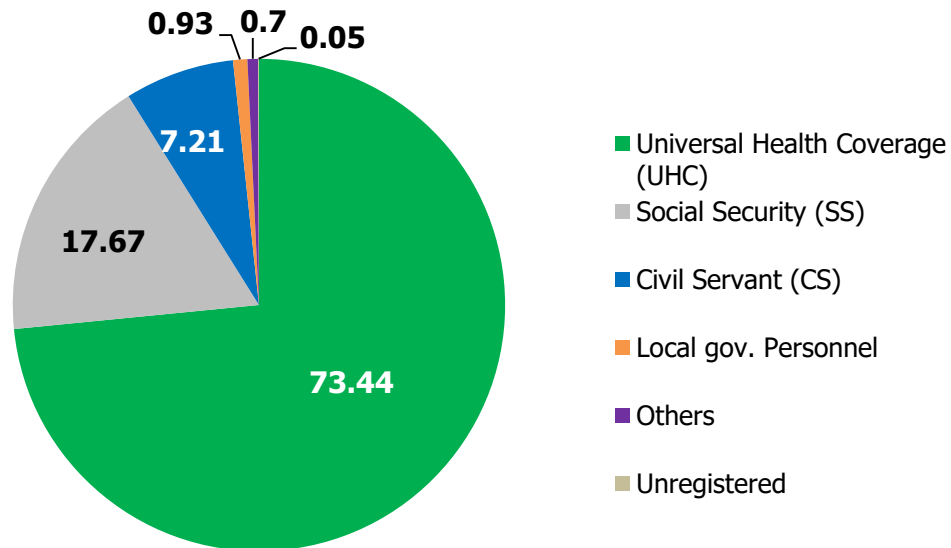


Source: NESDB

Thailand's Capitation Schemes



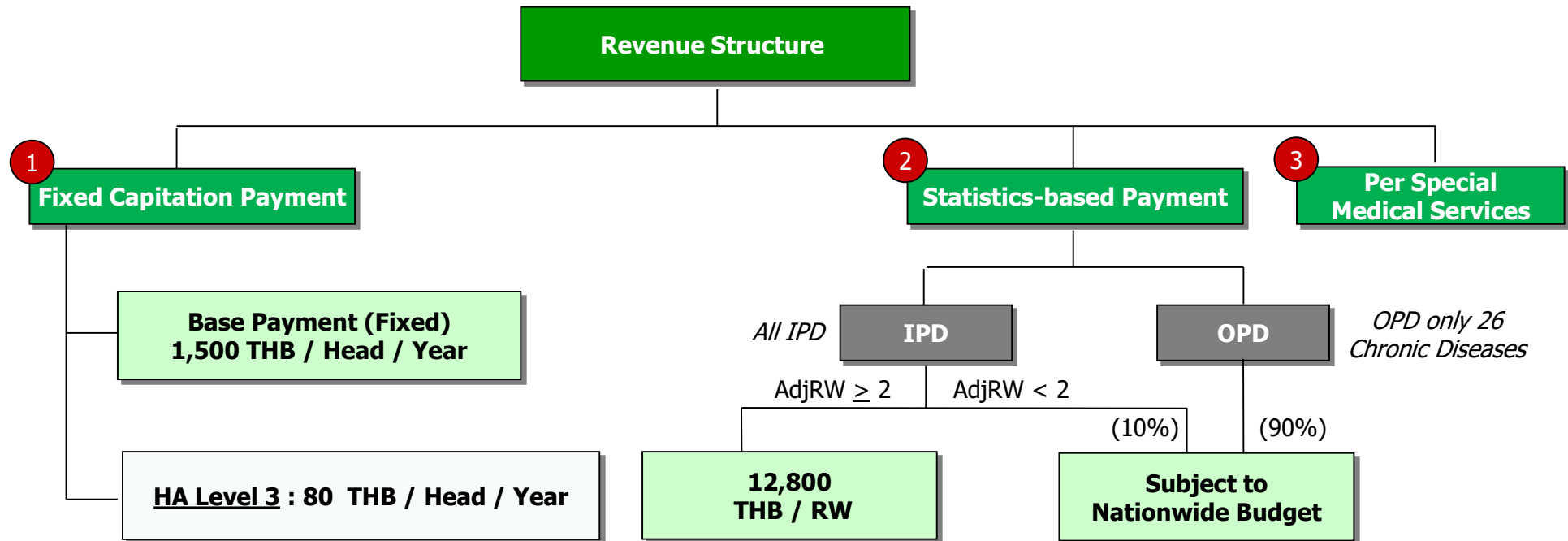
Healthcare Segments in 2016



Source: National Health Security Office (NHSO)

Capitation Schemes	Description
Universal Health Coverage (UHC)	It was aimed to provide healthcare services for those who are not in any other healthcare scheme.
Social Security Scheme (SS)	This scheme offers healthcare benefits to employees in the private sector as a minimum requirement. The benefits cover sickness, disability, injuries from hazardous incidents and death, both from work or non-work.
Civil Servant (CS)	A welfare scheme for state and state enterprise employees

Revenue Structure under Social Security Scheme



Service Payments for Social Security Scheme

Payment type	2013	2014	2015	2016	2017(July)
1. Fixed Capitation Payment (THB/Head/Year) • Monthly payment	1,446	1,460	1,460	1,460	1,500
Additional Payments					
2. HA Accredited Hospital Payment (THB/head/year) • Monthly payment	HA Level 1: 0 HA Level 2: 40 HA Level 3: 80	HA Level 1: 0 HA Level 2: 40 HA Level 3: 80	HA Level 1: 0 HA Level 2: 40 HA Level 3: 80	HA Level 1: 0 HA Level 2: 40 HA Level 3: 80	HA Level 1: 0 HA Level 2: 40 HA Level 3: 80
3. Payments subject to conditions • 26 Chronic diseases (OPD) ~ 90% • AdjRW < 2 (IPD) ~ 10% • 6 months payment	Variable (nationwide budget)	Variable (nationwide budget)	Variable (nationwide budget)	Variable (nationwide budget) Budget: 432 THB per insured person	Variable (nationwide budget) Budget: 447 THB per insured person
4. Payments depending on high caring costs AdjRW ≥ 2 (THB / 1 AdjRW) (Able to refer cases to supra-contractors or medical schools with tertiary care)	< Tertiary Care: 11,500 Tertiary Care: 15,000	< Tertiary Care: 11,500 Tertiary Care: 15,000	< Tertiary Care: 10,000 Tertiary Care: 15,000	< Tertiary Care: 10,000 Tertiary Care: 15,000 Budget: 560 THB per insured person	12,800 THB Budget: 640 THB per insured person
5. Other Payments – Equipment & Implants, etc.	As per actual payments made; subject to the Social Security Office's policy				

RJH was awarded the Level 3 of Hospital Accreditation (HA) in 2015 and received first reaccreditation in 27 Jun. 2017

RJH is of secondary care.

03

3. Financial Performance 1Q 2018 – RJH GROUP



Note to Financial Presentation



1. Since 2016 , revenue was reclassified to Non Social Security (Non-SS) and Social Security (SS) :
 - SS is revenue earned from Social Security Office which is mainly related to number of Social Security persons registered with RJH.
 - Non-SS is revenue other than SS. This revenue category is related to number of visited patients i.e. Self-pay , insurance, corporate contract, civil servant, Compulsory Automobile Insurance Act as well as Hemodialysis patients under Social Security.

There is no change to total amount of revenue which has been previously presented.

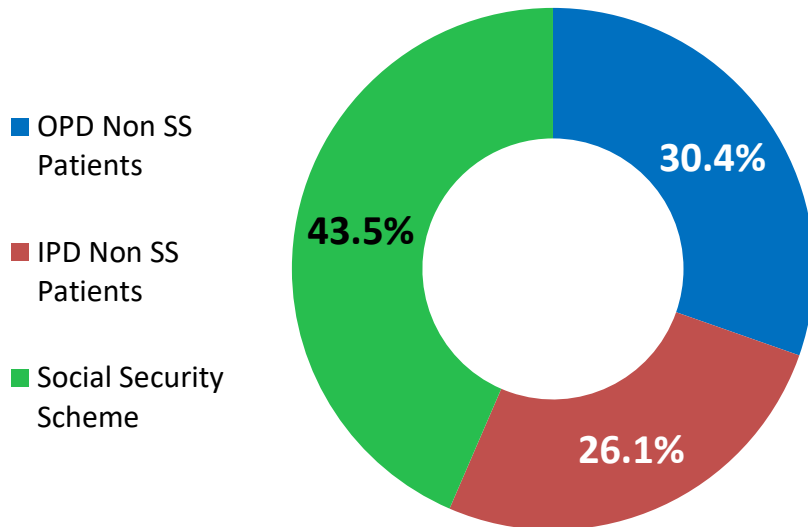
2. Since 2016 , number of patients were derived from number of visited patients. Previously, number of patients were derived from number of bills. Non-SS Patients may utilize benefit from insurance and pay for the remaining. Two bills are recorded for one visited patient. In order to reflect more accurately income per patient, number of visited patients were presented instead of number of bills since 2016.

Revenue Breakdown By Patient Type

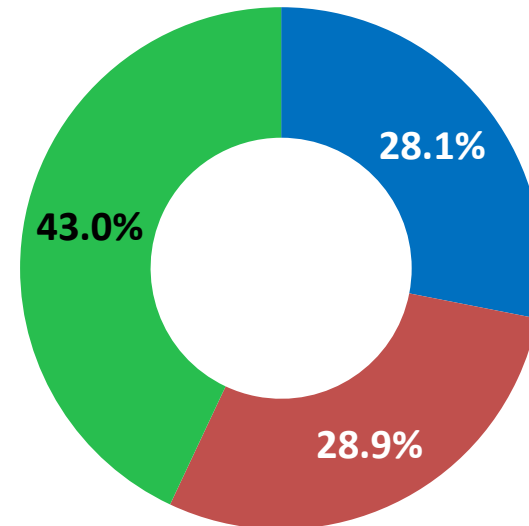


Patient Type (Consolidated)

As of 1Q'17



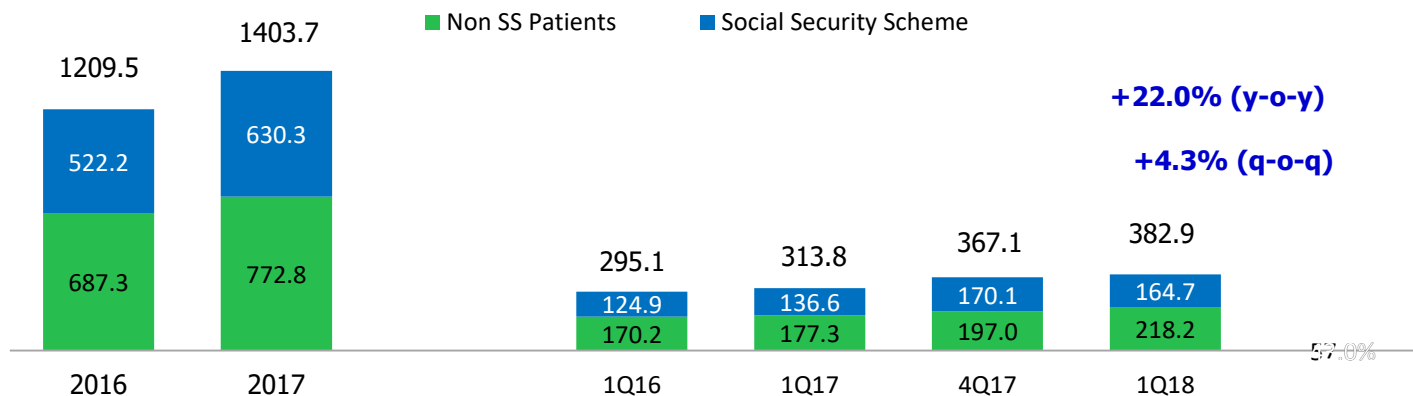
As of 1Q'18



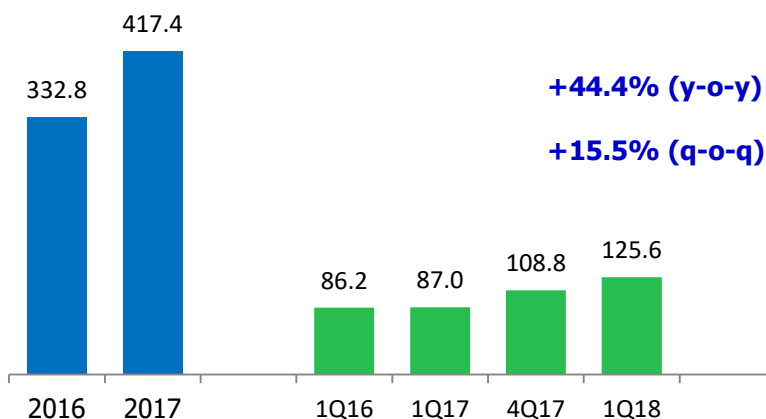
1Q 2018 Group Performance



Revenue from Hospital Operations (THB Million)



Gross Profit (THB Million)

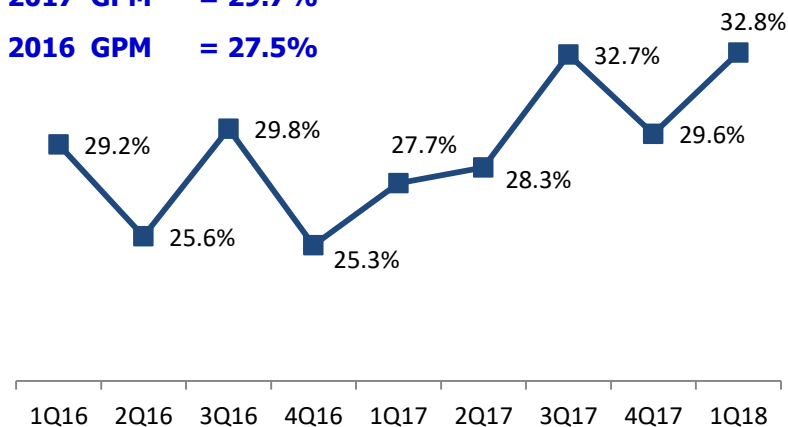


Gross Profit Margin (%)

3M 2018 GPM = 32.8%

2017 GPM = 29.7%

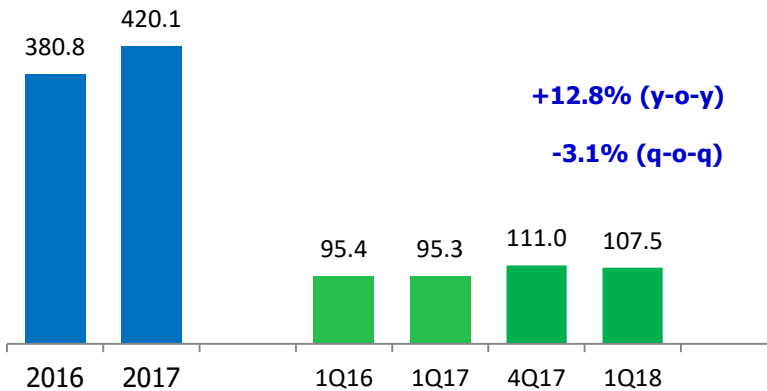
2016 GPM = 27.5%



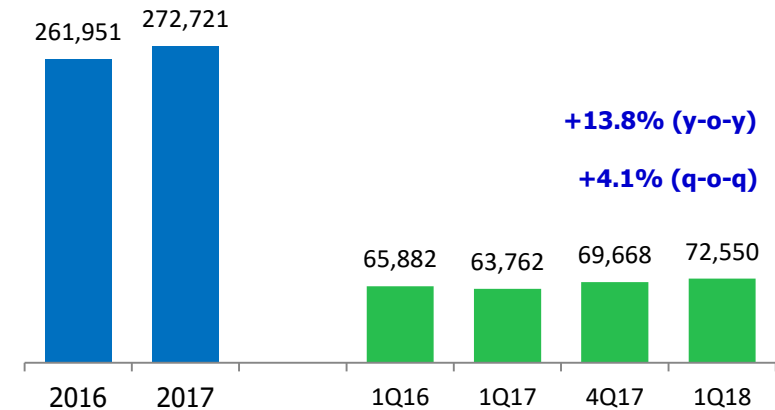
OPD - Non SS Patients



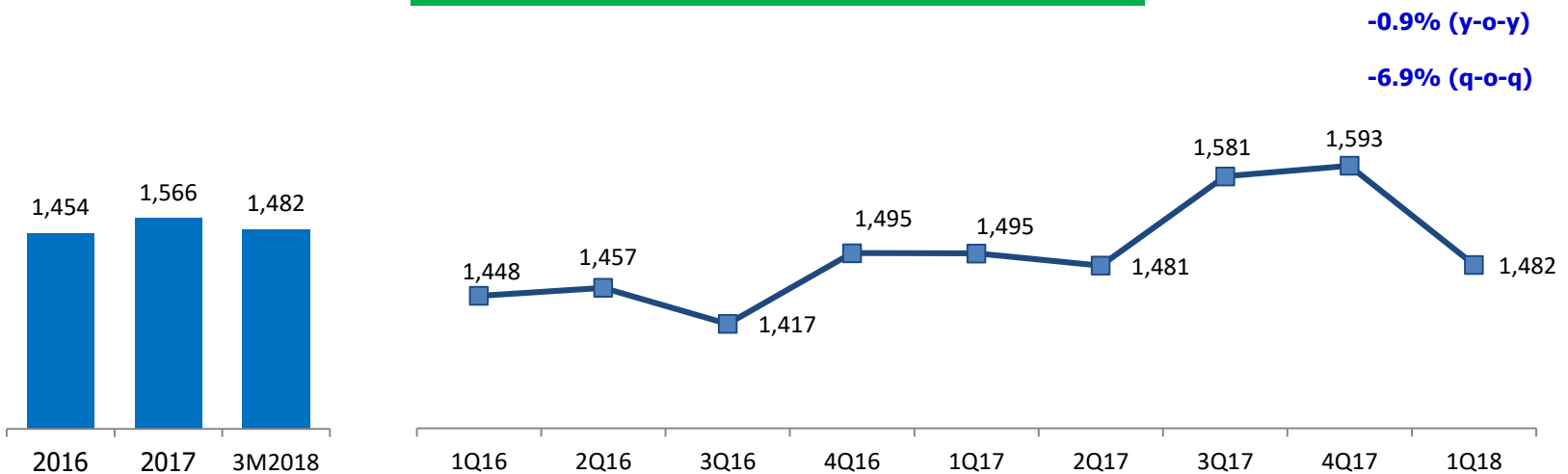
Revenue from OPD Non SS Patients (MB)



Number of OPD Visits (Visits)



Revenue per OPD Visit (THB/Visit)

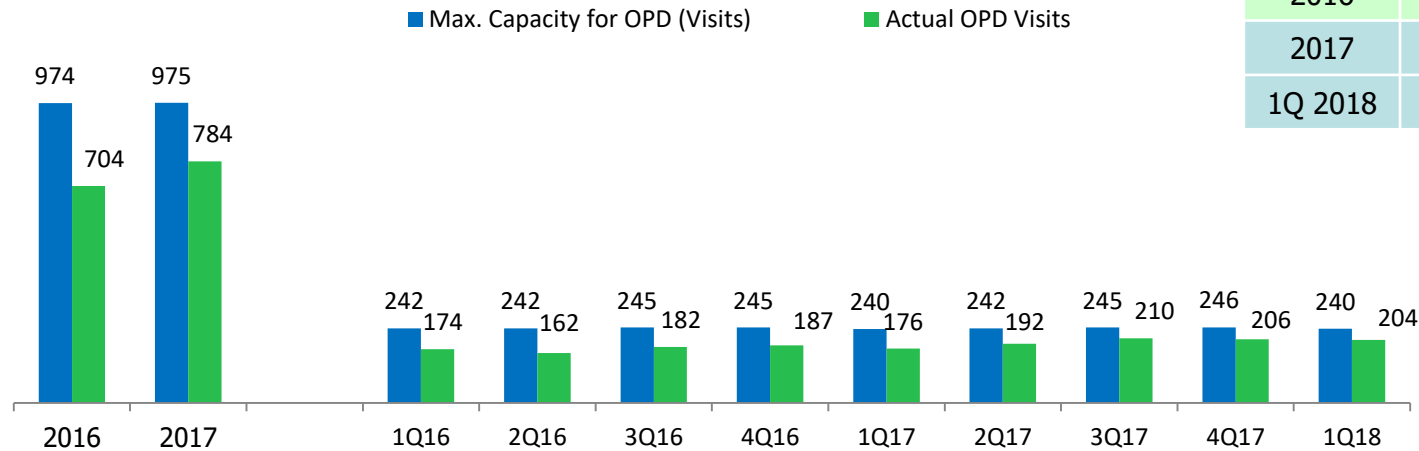


OPD Utilization Rate – All Sectors



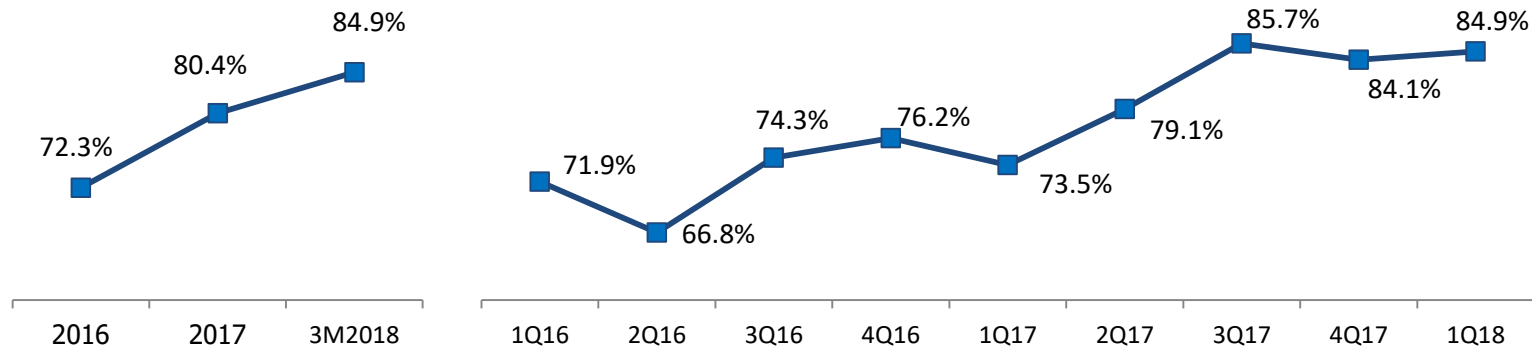
OPD Visits

(Unit: '000 visits)



Period	No. of Exam. Rooms	Hemo dialysis Units
2016	51	43
2017	51	47
1Q 2018	51	47

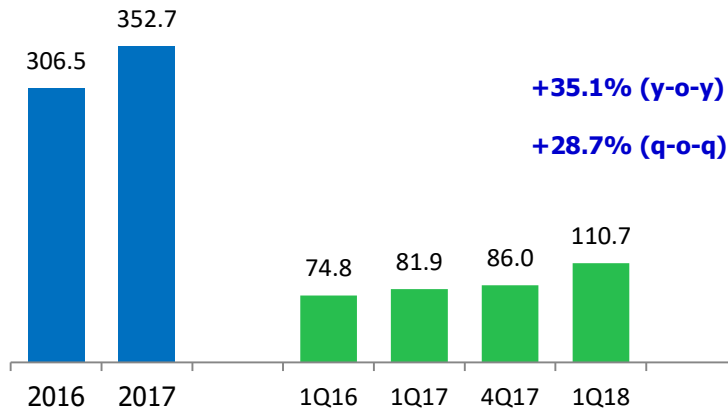
OPD Utilization Rate (%)



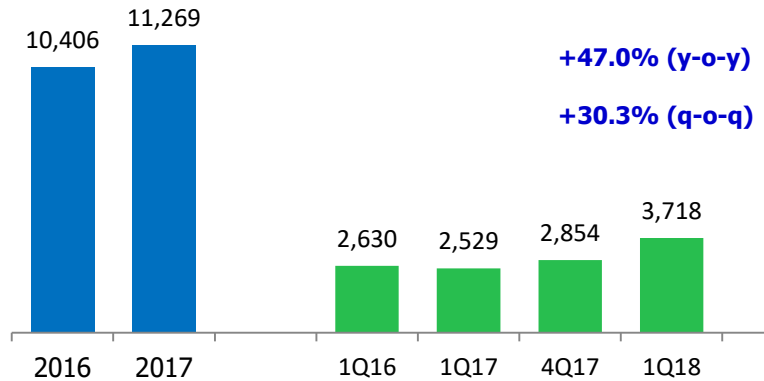
IPD – Non SS Patients



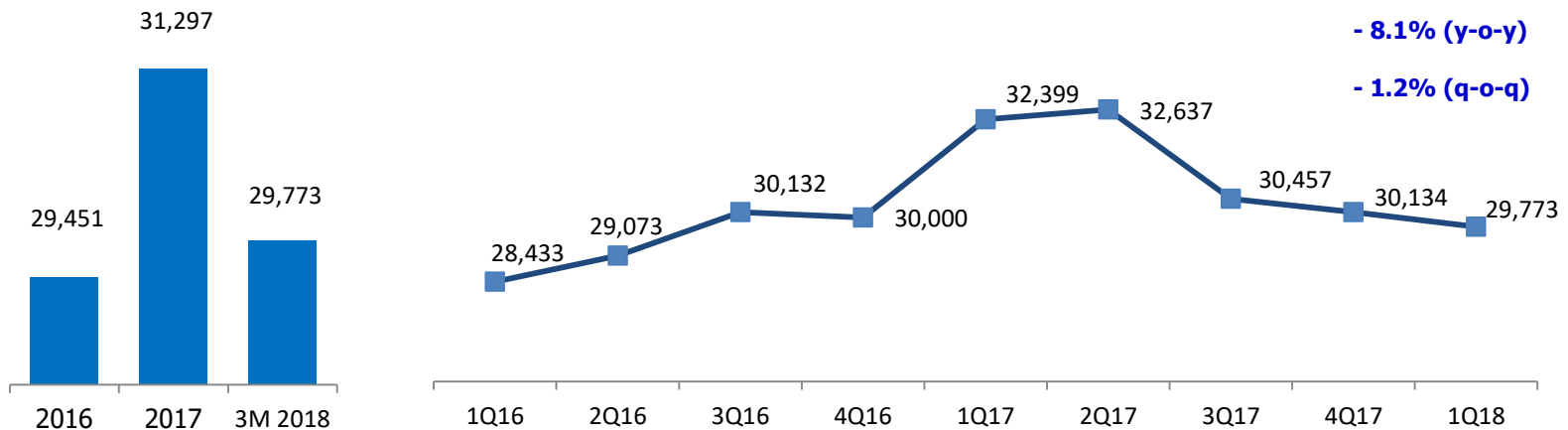
Revenue from IPD Non SS Patients (MB)



Number of IPD Patient (Head)



Revenue per Head (THB/Head)

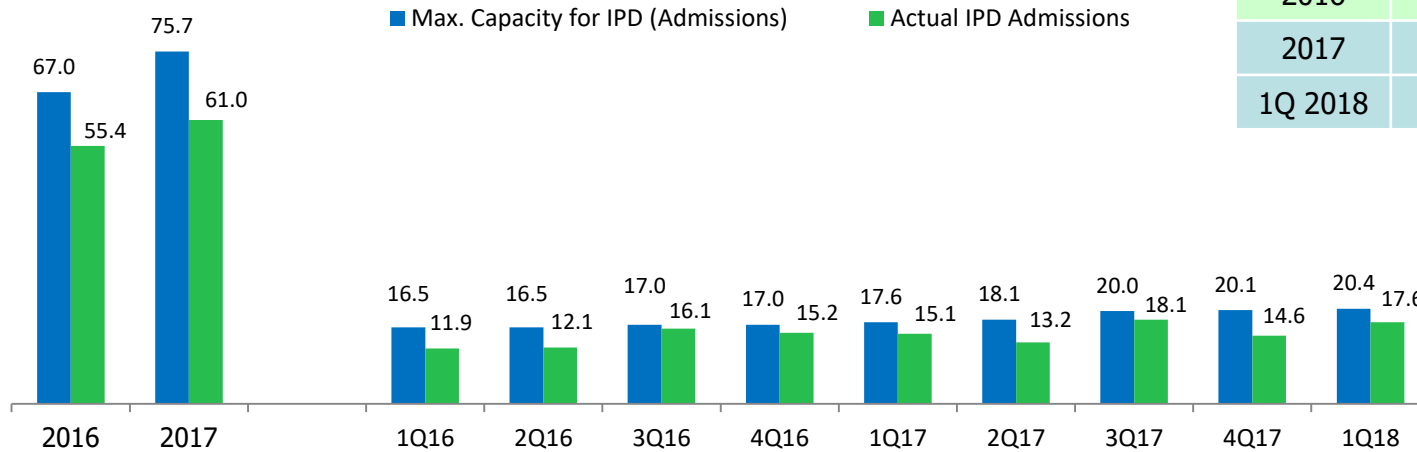


IPD Utilization Rate – All Sectors

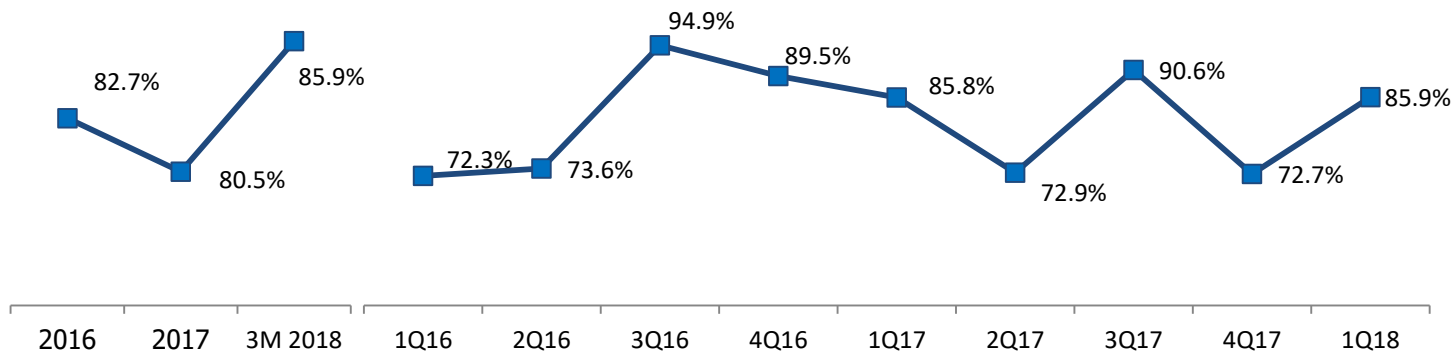


IPD Beds

Period	No. of Beds in Service
2016	185
2017	219
1Q 2018	227



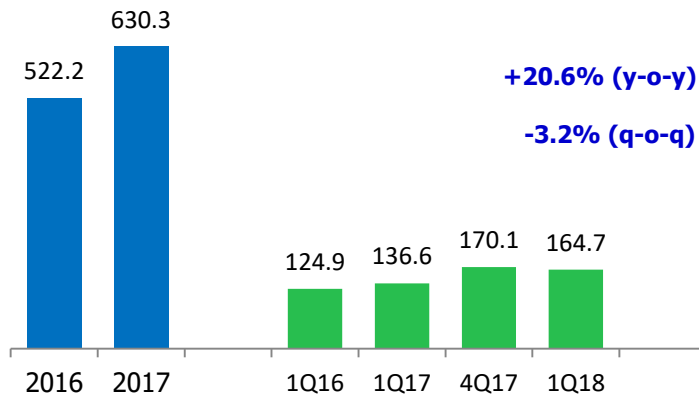
IPD Utilization Rate (%)



Social Security Scheme



Revenue from SS Patients (MB)

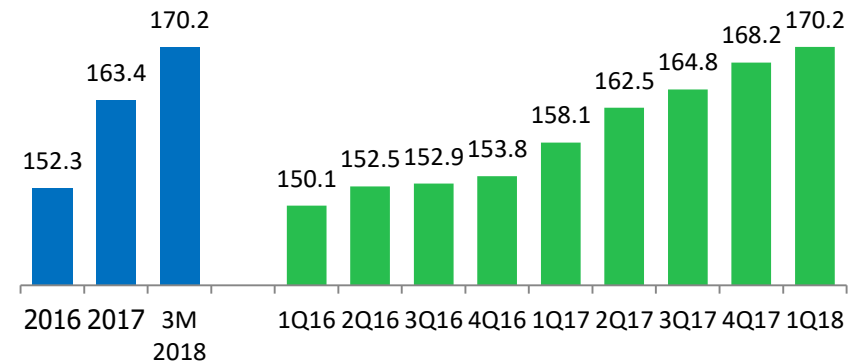


Average Registered SS Patients

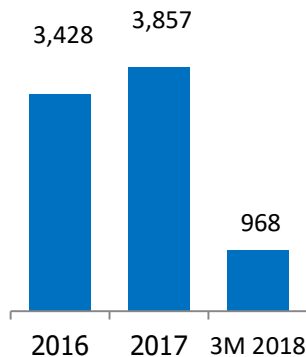
(Unit: '000 head)

+7.7% (y-o-y)

+1.2% (q-o-q)

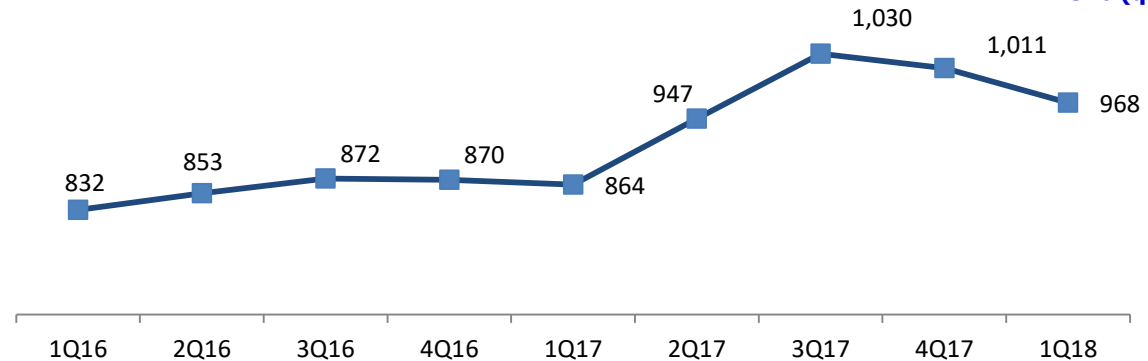


Revenue per Average Registered SS Patients (THB/Head)



+12.0% (y-o-y)

-4.3% (q-o-q)

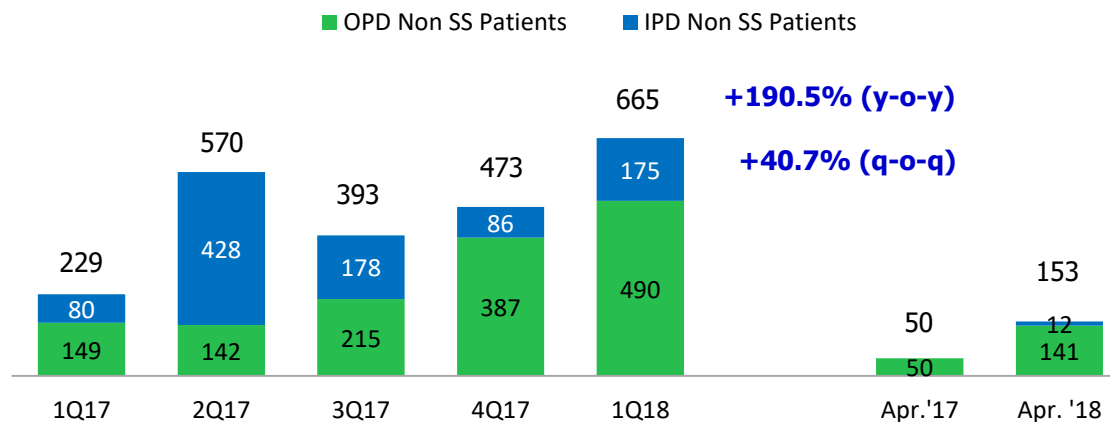




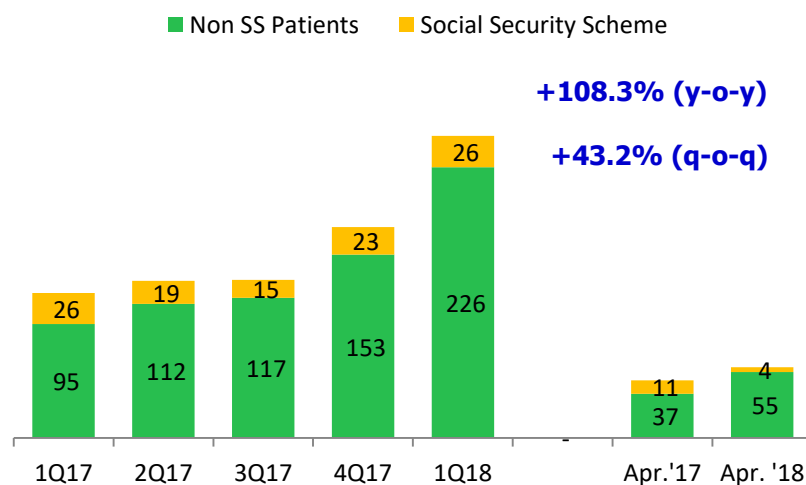
Japanese Patients



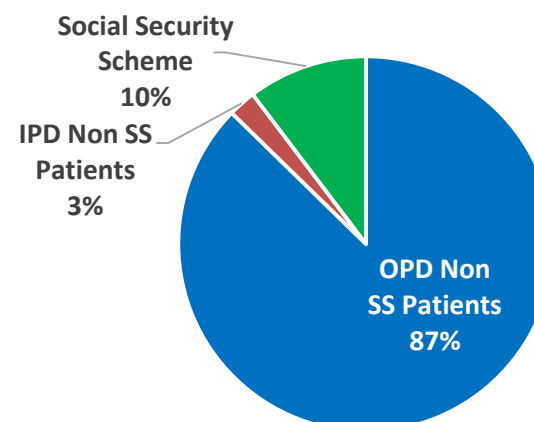
Revenue from Japanese Patients (x 1,000 THB)



Number of Japanese Patients (Head)



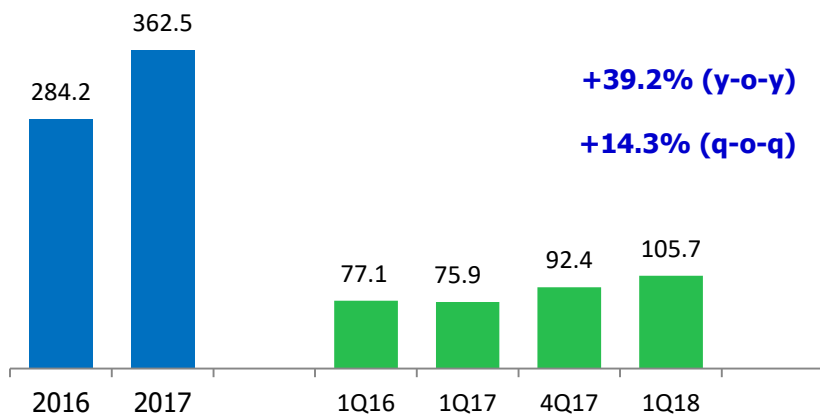
1Q'18 Breakdown by No. of Patients (%)



1Q 2018 Group Performance



EBITDA (THB Million)

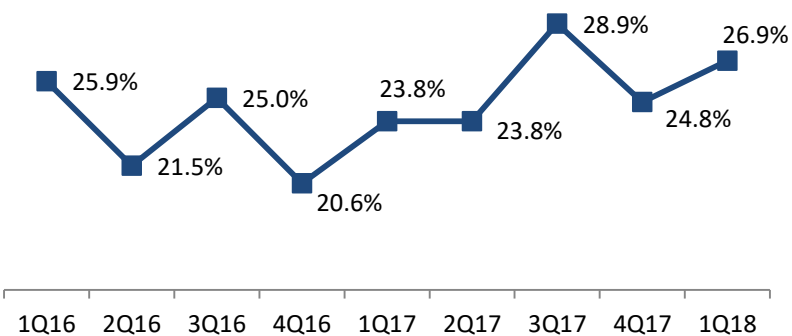


EBITDA Margin (%)

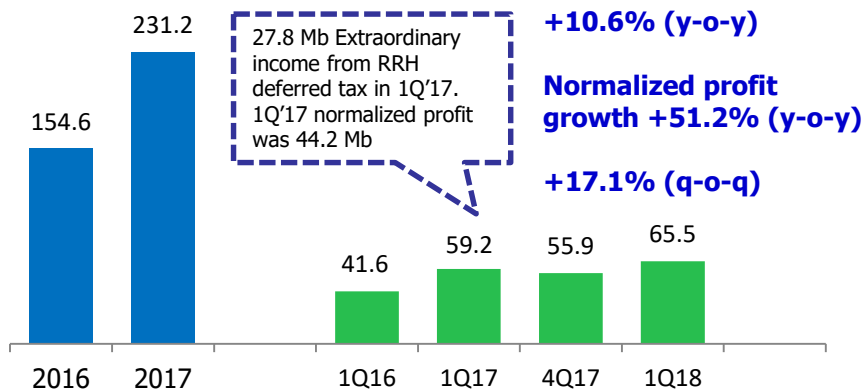
3M 2018 EBITDA Margin = 26.9%

2017 EBITDA Margin = 25.4%

2016 EBITDA Margin = 23.2%



Net Profit (THB Million)

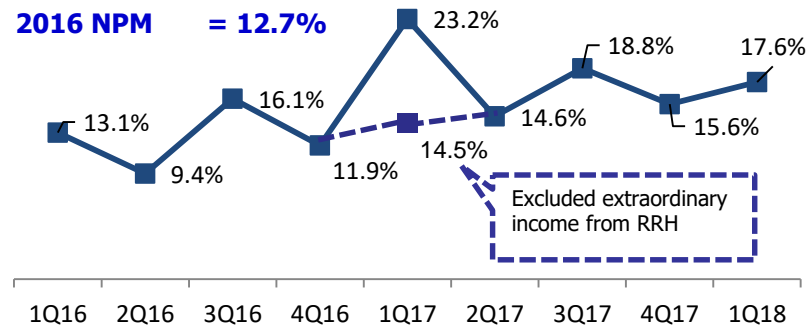


Net Profit Margin (%)

3M 2018 NPM = 17.6%

2017 NPM = 18.0%

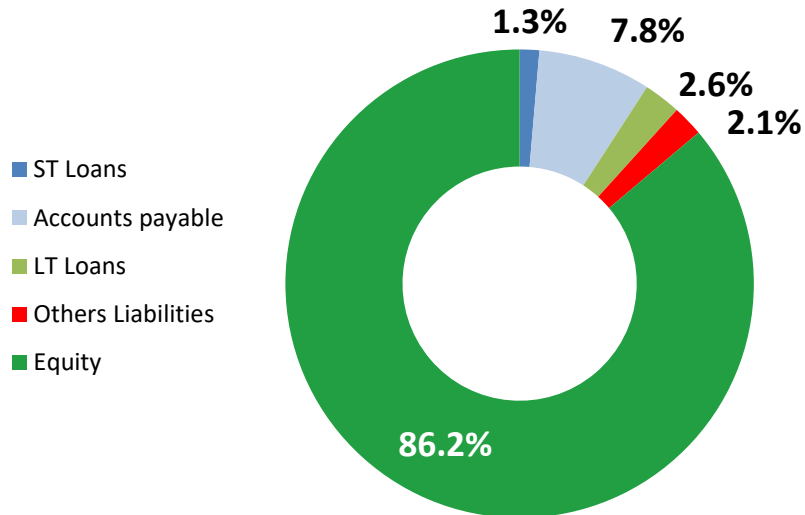
2016 NPM = 12.7%



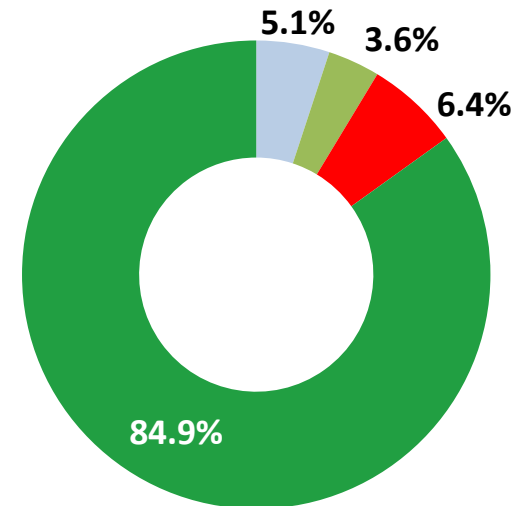
Capital Structure & Debt-to-Equity Ratio



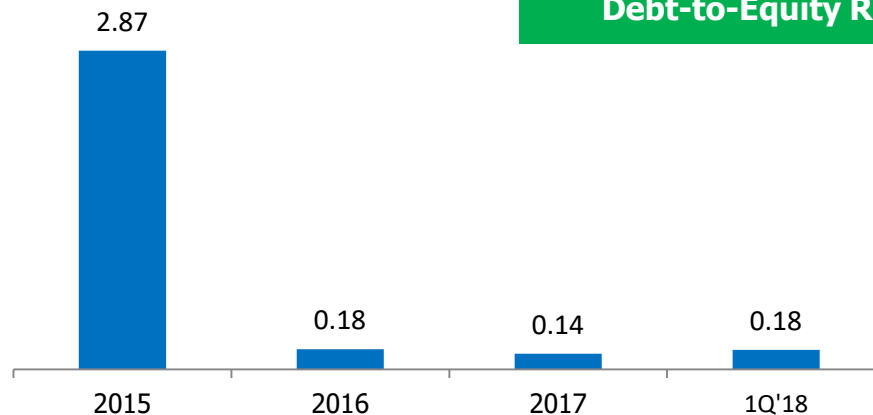
As of 1Q'17



As of 1Q'18



Debt-to-Equity Ratio (Times)



Remarks:

- The post-IPO shareholders' equity increased since 3Q16.
- Pay-off loans with financial institutions in 2H16

04

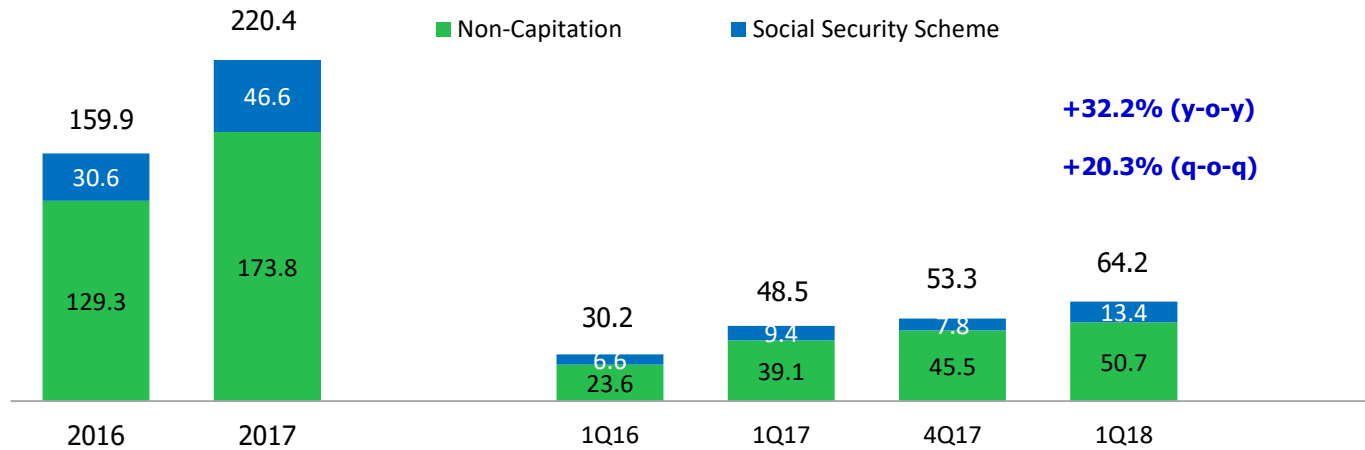
Financial Performance 1Q 2018 - RRH



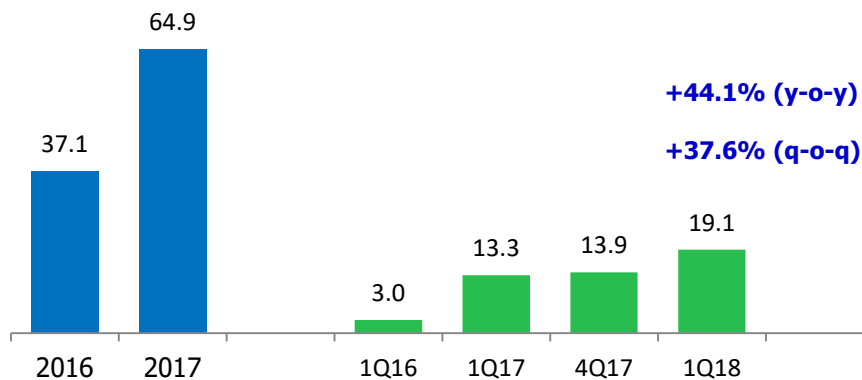
RRH - 1Q 2018 Performance Summary



Revenue from Hospital Operations (THB Million)



Gross Profit (THB Million)

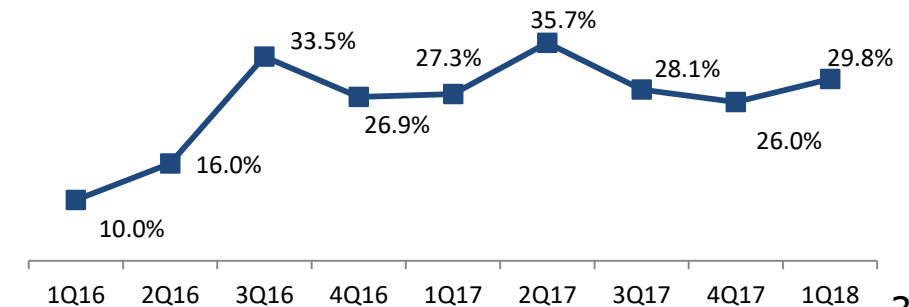


Gross Profit Margin (%)

3M 2018 GPM = 29.8%

2017 GPM = 29.4%

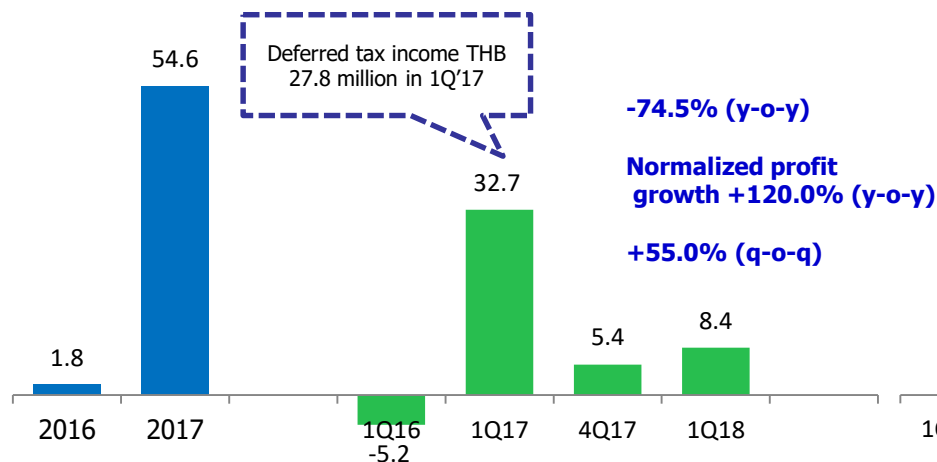
2016 GPM = 23.2%



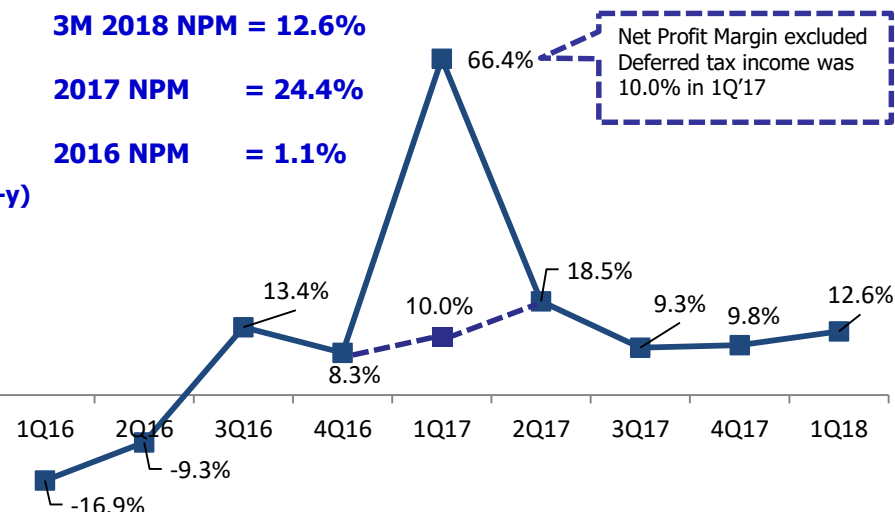
RRH - 4Q17 and 2017 Performance Summary



Net Profit (THB Million)



Net Profit Margin (%)

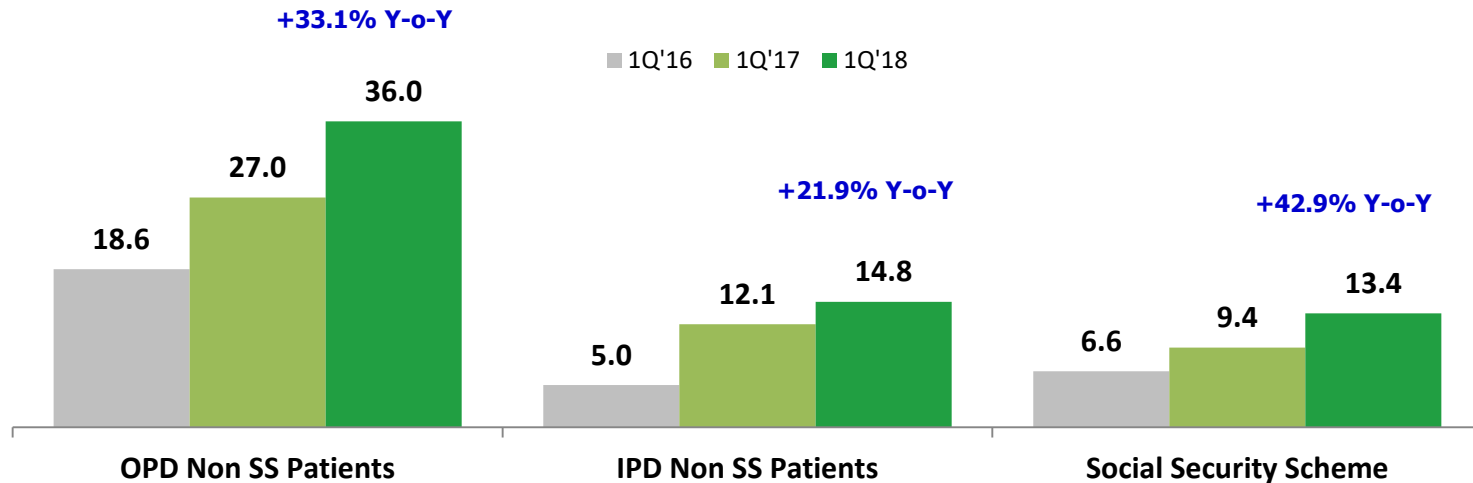


- In 1Q17, RRH recorded deferred tax income which mostly was tax shield stemming from 5-year losses. Total tax shield was THB 27.8 million. RRH on the other hand recorded deferred tax expenses (deferred tax write-off) THB. 4.4 million in 2017 and THB 2.5 million in 1Q18
- In 2Q17, SS revenue from chronic diseases was adjusted upward for THB 7.67 million. THB 3.32 million and THB 3.64 million was adjusted for Y16 and 1Q17 revenue respectively. Therefore, revenue and gross margin was relatively high in 2Q17.

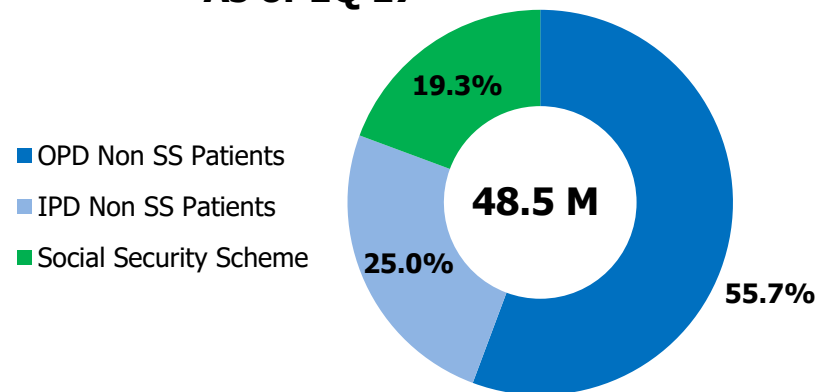
RRH - Revenue by Patients



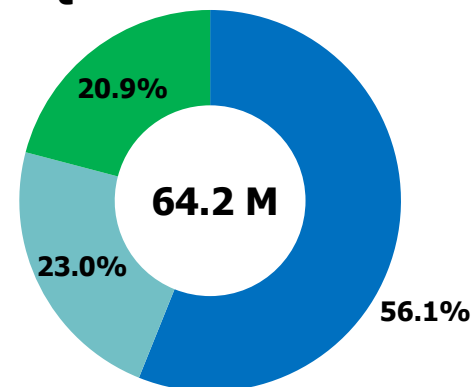
(Unit: THB Million)



As of 1Q'17



As of 1Q'18



05

Strategies & Future Projects



Strategies and Future Projects



Segments	Strategies
Total Revenue	<ul style="list-style-type: none"> Targeted total revenue growth of 10-15%
OPD	<ul style="list-style-type: none"> Boost spending per bill by focusing on specialty cases such as dental implantation and laser slit lamp for ophthalmology procedures / 4D ultrasound for antenatal care (maternal-fetal medicine), etc. Alleviate crowded OPD at RJH by emigrating patients to RRH and by focusing on outside checkup and vaccines. Income from new unit : MRI center , 16 new hemodialysis units in RJH Renovation of OPD examination area in RRH
IPD	<ul style="list-style-type: none"> Addition of up to 23 hospital beds at RJH and 16 beds at RRH within 3Q 2018. Revise up IPD pricing Focus on growth in number of cash patients: <ul style="list-style-type: none"> - Cardiac Catheterization - Cataract surgery - Minimal invasive surgery - Obstetrical delivery cases
Social Security	<ul style="list-style-type: none"> Increase the number of insured persons at RJH and RRH Boost income from SW checkup, chronic disease
Heart Center	<ul style="list-style-type: none"> Increase the number of all categories of patients (UC / SC / Cash)

Future Projects



Projects	Capital Expenditure	Expected Completion	Project Details
MRI Center	Already Invested	Opened in Jan. '18	<ul style="list-style-type: none"> To be the 1st MRI center in Ayutthaya Partnering with an MRI company with extensive experience in MRI market in the upcountry Expecting minimum of 160 cases per month
Capacity Expansion	Approx. THB 20 M	3Q 2018	<ul style="list-style-type: none"> Adding up to 23 hospital beds at RJH and 16 beds at RRH
Hemodialysis Center	Approx. THB 15 M	4Q 2018	<ul style="list-style-type: none"> Expansion from 27 to 43 units at RJH
A New 9-storey Patient Building	Approx. THB 600 M	2020	<ul style="list-style-type: none"> Addition of 120 patient beds to serve only cash patients Expanded medical centers/clinics (e.g., Heart Center, Pediatric Center; Dental Center, Check-up Center and ICU) New medical centers (e.g., Gastrointestinal & Liver Center, Infertility Center and Skin & Beauty Center) Expecting to absorb demand of healthcare services for 5-10 years
Total Capital Expenditure	Approx. THB 635 M		

Future Projects



Projects	Beds	Expected Completion	Project Details
New 9-storey Patient Building	120	2020	<ul style="list-style-type: none"> • Focus only on cash patients • Conveniently located at the main campus of RJH and connected to the existing patient building • 4 floors designated for OPD examination rooms together with a number of expanded and new clinics and centers • 5 floors designated for IPD wards, 24 beds per floor, total of 120 beds • 16 new ICU units

Thank You

Rajthanee Hospital Public Company Limited

111 Moo 3, Khlong Suan Phlu Sub-district, Phra Nakhon Si Ayutthaya District, Phra Nakhon Si Ayutthaya Province, Thailand 13000

Tel: (+66) 3533-5555-71

For further information & enquiries, please contact our investor relations at:

Phatcharaphong Munmueang
Investor Relations

Tel: (+66) 3533-5555-71 Ext. 812

Email: ir-rjh@rajthanee.com

Website: <http://www.rajthanee.com/investor-relation.html>